

Scaled data based on original data using
LM-79-08 Approved Method: Electrical and Photometric Measurements of Solid-
State Lighting Products

Test Report Prepared for
Cooper Lighting Solutions
(formerly Eaton)

Brand: McGRAW-EDISON

Report Number: P385714

Luminaire Tested: **GWC-SA1B-740-U-SL3-HSS**

Issue Date: 3/3/2020

Test Information

Test Method: LM-79-08
Report Number: P385714
TEST IS SCALED FROM IESNA LM-79-08 TEST DATA (G2-1903-205-23)
Test Lab: INNOVATION CENTER
Issue Date: 3/3/2020
Manufacturer: COOPER LIGHTING SOLUTIONS (FORMERLY EATON)
Product Line: MCGRAW-EDISON
Catalog Number: GWC-SA1B-740-U-SL3-HSS
Description: GALLEON WALL LUMINAIRE
(1) 70 CRI, 4000K, 800mA LIGHTSQUARE WITH 16 LEDS AND TYPE III SPILL
LIGHT ELIMINATOR OPTICS WITH HOUSE SIDE SHIELD
Light Source: -
Ballast/Driver: ELECTRONIC DRIVER

Summary

Lumens per Lamp: N/A
Luminaire Lumens: 5214 lumens
Efficiency: N/A
Efficacy: 118.5 lumens/watt
Luminous Opening: Rectangular (W 0.5' x L: 0.5' x H: 0')
IES Classification: Type III - Medium
BUG Rating: B1 - U0 - G2

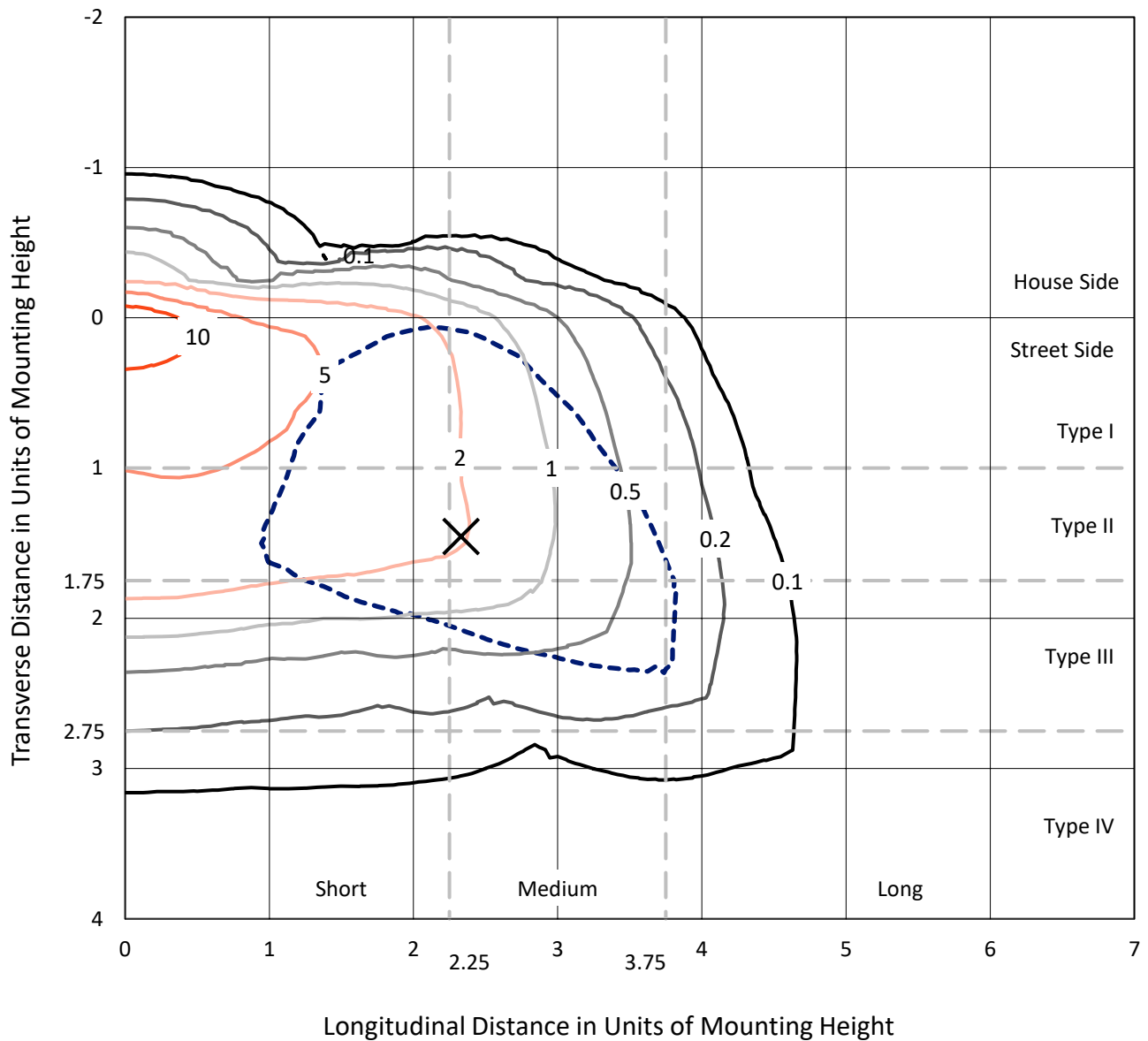
Input Watts (W): 44
Input Voltage (V): NR
Input Current (Ain): NR
Voltage Rise (V): NR
Power Factor: NR
Total Harmonic Distortion (THDi): NR
Frequency (hertz): 60
Stabilization Time: NR
Operation Time: NR
Ambient Temperature (°C): NR
Test Distance: 24 FT



REPORT NUMBER: P385714
 CATALOG NUMBER: GWC-SA1B-740-U-SL3-HSS

Iso-Footcandle Lines of Horizontal Illumination

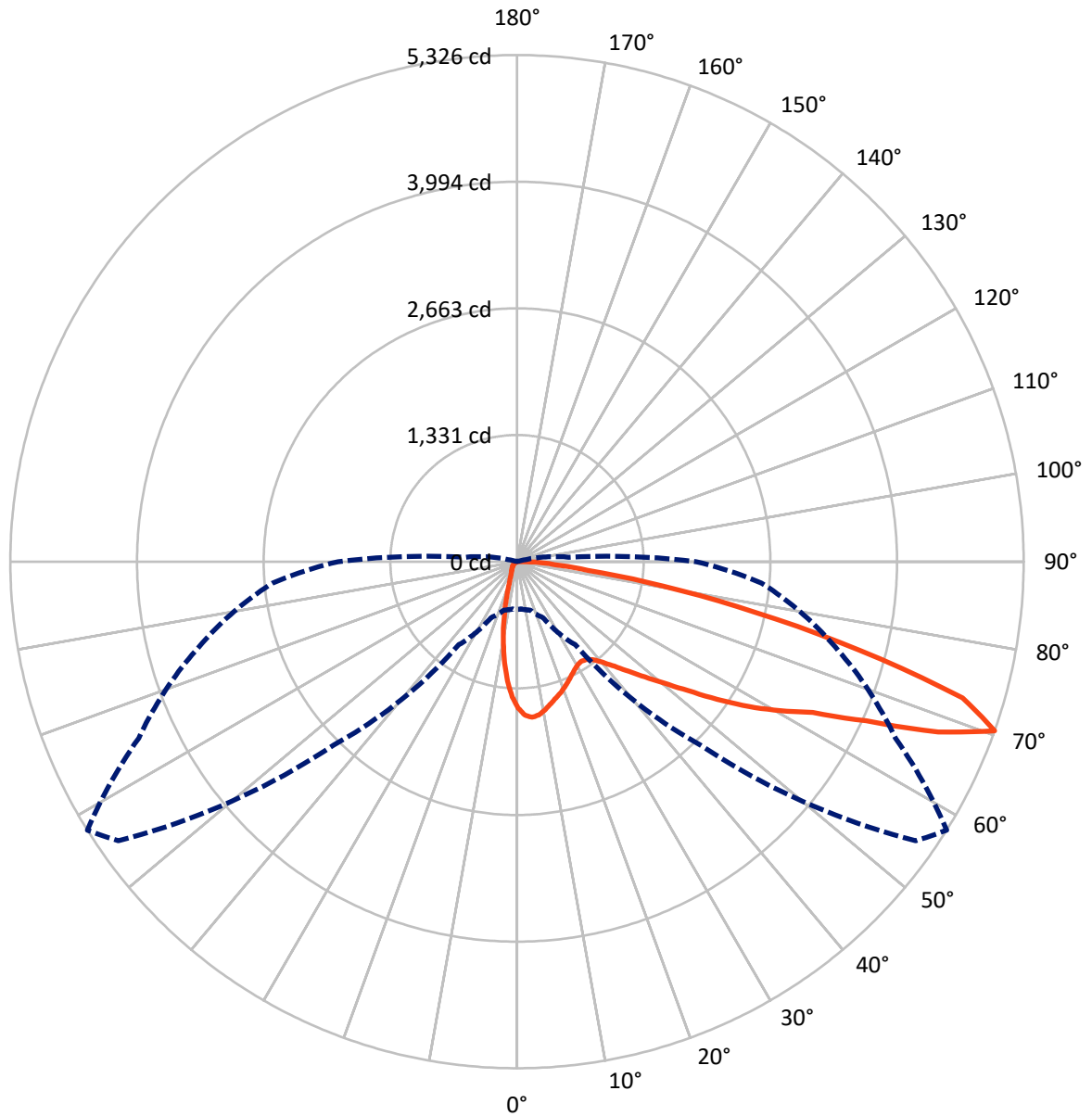
✕ Max cd
 - - - 1/2 Max cd



Based on 10 foot mounting height. Maximum calculated value = 15.6 fc
 Type III - Medium - N/A

REPORT NUMBER: P385714
CATALOG NUMBER: GWC-SA1B-740-U-SL3-HSS

Luminous Intensity Polar Plot



— Vertical Plane Through 58-Deg Lateral - - - Horizontal Cone Through 70-Deg Vertical

REPORT NUMBER: P385714

CATALOG NUMBER: GWC-SA1B-740-U-SL3-HSS

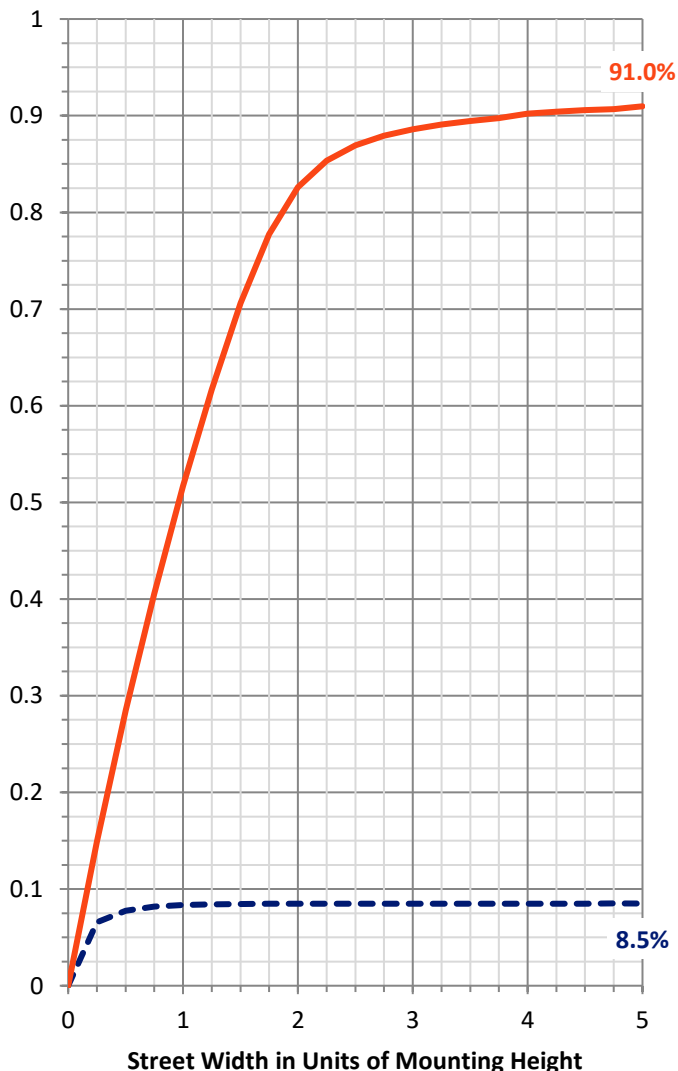
FLUX DISTRIBUTION:

		Downward	Upward	Total
House Side	Lumens	446.2	0.0	446.2
	% Fixture	8.6	0.0	8.6
Street Side	Lumens	4767.8	0.0	4767.8
	% Fixture	91.4	0.0	91.4
Total	Lumens	5214.0	0.0	5214.0
	% Fixture	100.0	0.0	100.0

ZONAL LUMENS:

Zone	Lumens	% Fixture
0°-10°	125.9	2.4
10°-20°	264.3	5.1
20°-30°	347.5	6.7
30°-40°	460.2	8.8
40°-50°	687.9	13.2
50°-60°	1102.0	21.1
60°-70°	1389.1	26.6
70°-80°	749.3	14.4
80°-90°	87.7	1.7
90°-100°	0.0	0.0
100°-110°	0.0	0.0
110°-120°	0.0	0.0
120°-130°	0.0	0.0
130°-140°	0.0	0.0
140°-150°	0.0	0.0
150°-160°	0.0	0.0
160°-170°	0.0	0.0
170°-180°	0.0	0.0
0°-90°	5214.0	100.0
0°-180°	5214.0	100.0

Coefficient of Utilization



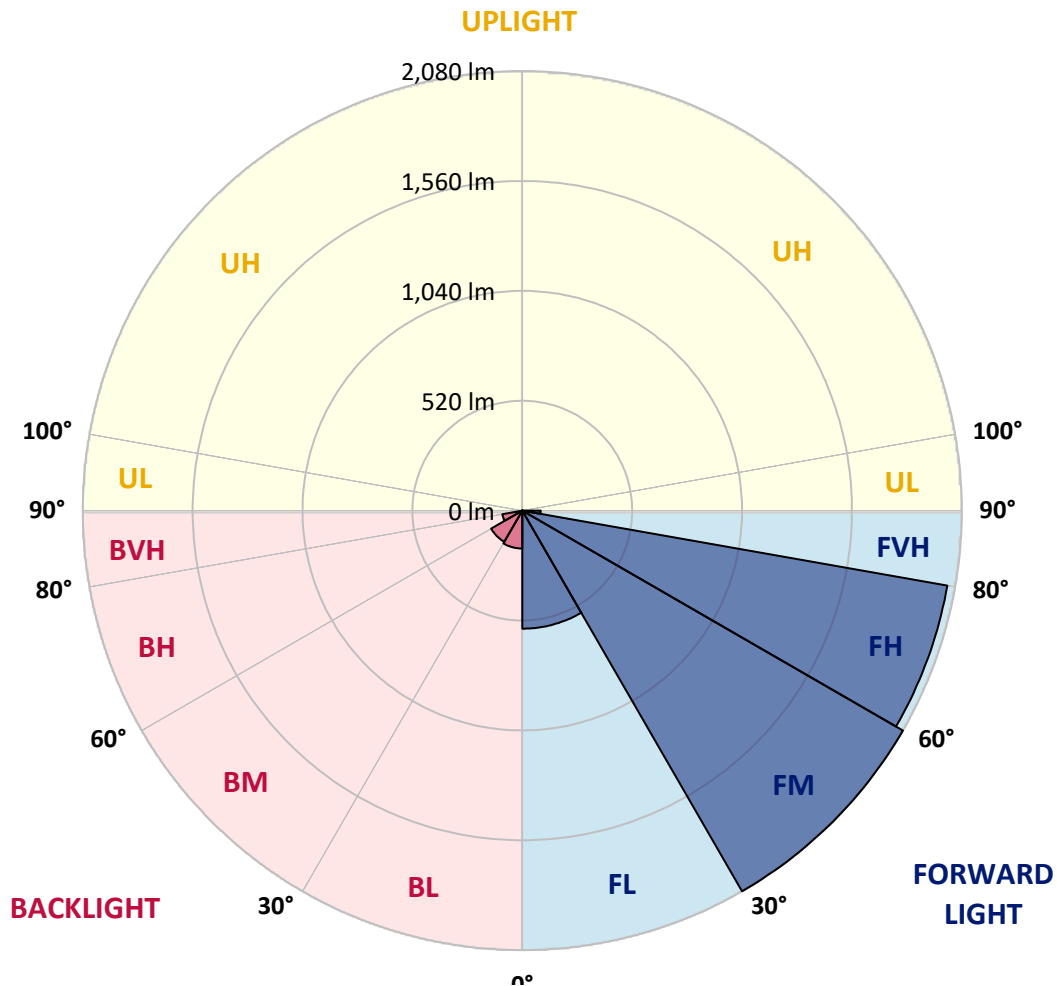
REPORT NUMBER: P385714

CATALOG NUMBER: GWC-SA1B-740-U-SL3-HSS

LUMINAIRE CLASSIFICATION SYSTEM LUMEN TABLE AND BUG RATING:

Zone	Lumens	% Fixture	Zone Rating/Lumen Limit		
			B	U	G
FL (0°-30°)	558.5	10.7			
FM (30°-60°)	2079.9	39.9			
FH (60°-80°)	2042.4	39.2			G2/5000
FVH (80°-90°)	86.9	1.7			G1/100
BL (0°-30°)	179.3	3.4	B1/500		
BM (30°-60°)	170.2	3.3	B0/220		
BH (60°-80°)	96.0	1.8	B0/110		G0/110
BVH (80°-90°)	0.8	0.0			G0/10
UL (90°-100°)	0.0	0.0		U0/0	
UH (100°-180°)	0.0	0.0		U0/0	

BUG Rating: B1-U0-G2
 Type III Medium





REPORT NUMBER: P385714

CATALOG NUMBER: GWC-SA1B-740-U-SL3-HSS

CANDELA DISTRIBUTION (FULL):

	0°	5°	15°	25°	35°	45°	55°	58°	65°	75°	85°
0°	1540.2	1540.2	1540.2	1540.2	1540.2	1540.2	1540.2	1540.2	1540.2	1540.2	1540.2
2.5°	1667.9	1663.8	1662.3	1659.7	1649.7	1639.9	1620.6	1615.2	1603.1	1574.2	1543.7
5°	1669.2	1669.0	1673.5	1672.4	1669.0	1664.4	1650.5	1643.4	1622.8	1581.6	1525.7
7.5°	1588.8	1592.9	1603.1	1611.3	1620.8	1633.2	1634.9	1628.0	1611.1	1566.6	1492.5
10°	1480.8	1487.3	1501.6	1517.9	1542.8	1567.5	1589.6	1588.8	1582.9	1539.1	1452.6
12.5°	1372.6	1380.2	1396.7	1420.7	1456.1	1496.4	1535.9	1541.3	1551.0	1514.4	1415.7
15°	1277.9	1284.4	1300.6	1330.1	1373.9	1428.1	1486.0	1496.0	1521.1	1495.1	1385.0
17.5°	1197.4	1201.5	1213.5	1246.2	1296.9	1362.6	1437.9	1457.4	1494.9	1479.9	1358.3
20°	1141.3	1141.9	1149.7	1172.7	1223.4	1296.9	1388.0	1416.0	1467.1	1466.9	1330.8
22.5°	1113.5	1111.3	1112.9	1126.1	1163.4	1234.3	1338.1	1371.3	1442.2	1455.9	1302.8
25°	1108.3	1106.6	1102.2	1104.0	1126.5	1179.4	1287.8	1326.2	1420.3	1449.1	1278.5
27.5°	1124.6	1126.3	1118.9	1111.1	1112.9	1143.9	1243.2	1287.6	1402.5	1449.1	1261.4
30°	1157.3	1158.2	1152.8	1142.6	1128.9	1133.9	1212.2	1256.6	1393.6	1459.1	1250.5
32.5°	1193.5	1198.3	1197.6	1189.4	1169.9	1149.7	1204.8	1245.3	1393.0	1481.2	1249.5
35°	1238.4	1243.8	1252.9	1251.2	1230.8	1197.6	1229.9	1261.8	1405.8	1517.6	1261.2
37.5°	1286.1	1294.3	1313.8	1323.2	1309.9	1272.4	1286.3	1309.1	1440.0	1576.6	1290.9
40°	1332.3	1341.6	1377.2	1413.8	1403.8	1365.2	1371.7	1389.9	1500.9	1661.4	1347.2
42.5°	1377.6	1391.5	1443.7	1504.0	1515.9	1485.1	1488.6	1503.1	1591.4	1778.0	1439.4
45°	1431.8	1447.4	1524.8	1599.2	1631.0	1617.6	1632.3	1641.9	1709.5	1932.2	1563.6
47.5°	1511.4	1529.4	1624.3	1709.1	1765.0	1773.7	1803.4	1809.7	1858.9	2111.7	1725.6
50°	1666.6	1671.6	1757.4	1834.4	1915.0	1967.1	2000.9	2005.7	2039.7	2307.9	1927.8
52.5°	1861.9	1865.2	1913.7	1965.3	2057.1	2163.3	2242.4	2249.1	2256.3	2499.1	2127.5
55°	2056.0	2055.5	2087.6	2118.0	2222.9	2377.3	2549.0	2553.1	2501.7	2680.6	2280.2
57.5°	2177.2	2188.9	2237.7	2276.7	2423.2	2621.2	2859.5	2874.6	2759.5	2815.0	2431.0
60°	2138.6	2144.2	2252.4	2396.8	2672.8	2967.9	3173.6	3177.5	2953.3	2949.2	2621.8
62.5°	1822.0	1825.1	1995.1	2292.7	2799.2	3417.5	3552.6	3489.1	3176.2	3135.5	2850.1
65°	1248.8	1268.5	1410.5	1778.5	2567.0	3699.6	4139.3	4034.1	3515.9	3403.9	3056.5
67.5°	735.4	731.3	801.5	1072.5	1885.3	3512.3	4881.4	4776.9	3979.3	3583.6	2996.0
70°	502.3	499.5	526.4	649.3	1064.3	2724.6	5114.9	5325.8	4388.4	3462.6	2578.5
72.5°	358.6	360.1	399.8	504.5	668.2	1587.5	4398.6	4897.9	4260.2	3018.6	1959.9
75°	243.5	247.6	304.4	413.9	585.8	807.6	3121.4	3723.2	3469.1	2193.9	1126.5
77.5°	131.0	135.5	202.5	333.4	529.7	561.1	2007.8	2562.4	2179.1	986.3	326.5
80°	54.6	57.2	94.7	242.4	457.7	492.8	1181.4	1553.8	928.6	194.5	72.8
82.5°	23.6	24.9	39.5	144.6	342.1	416.1	625.5	747.5	281.4	42.7	36.6
85°	4.6	4.8	16.3	76.5	218.3	234.8	405.4	397.4	126.4	18.4	26.7
87.5°	0.0	0.0	3.9	24.1	64.2	127.9	247.4	244.3	42.9	8.9	10.0
90°	0.0	0.0	0.0	0.0	0.0	0.0	0.0	0.0	0.0	0.0	0.0



REPORT NUMBER: P385714
 CATALOG NUMBER: GWC-SA1B-740-U-SL3-HSS

CANDELA DISTRIBUTION (continued):

	90°	95°	105°	115°	125°	135°	145°	155°	165°	175°	180°
0°	1540.2	1540.2	1540.2	1540.2	1540.2	1540.2	1540.2	1540.2	1540.2	1540.2	1540.2
2.5°	1528.0	1513.1	1481.7	1442.8	1413.1	1380.4	1354.4	1321.4	1307.1	1307.8	1300.0
5°	1493.8	1463.0	1393.4	1305.6	1238.0	1168.2	1108.1	1048.3	1012.9	1001.4	990.6
7.5°	1444.8	1396.0	1285.0	1149.7	1035.2	923.4	826.0	740.4	686.2	659.7	650.0
10°	1389.5	1321.0	1160.3	982.1	818.7	667.3	541.1	431.4	387.6	357.9	350.4
12.5°	1340.9	1248.2	1038.5	810.2	616.2	433.6	313.3	245.0	215.3	203.6	201.6
15°	1295.2	1180.1	921.2	654.5	426.7	266.9	199.2	176.0	169.1	167.2	167.2
17.5°	1252.1	1115.3	806.5	501.3	282.3	187.1	165.0	159.8	157.6	157.4	157.6
20°	1207.0	1050.4	693.8	367.3	197.1	158.5	152.4	149.6	148.9	148.9	148.9
22.5°	1163.8	985.6	584.1	262.3	158.1	144.6	141.6	139.6	139.0	138.8	138.3
25°	1122.4	924.0	477.0	185.4	138.8	132.5	129.9	127.3	125.3	124.2	123.6
27.5°	1088.4	869.2	377.2	148.7	125.3	119.9	116.6	112.7	108.0	105.8	104.9
30°	1061.3	819.1	290.7	125.5	112.7	107.3	102.3	95.6	88.7	85.0	84.8
32.5°	1040.0	769.9	220.7	111.0	101.5	94.7	87.6	79.1	71.1	67.0	66.8
35°	1029.6	726.5	168.7	100.4	91.5	83.0	74.1	64.8	57.0	53.1	52.7
37.5°	1036.6	689.9	131.6	91.5	83.0	73.3	62.9	53.1	46.2	42.7	42.5
40°	1061.9	666.5	106.9	83.9	75.9	64.0	52.7	43.6	37.7	34.9	34.7
42.5°	1115.9	657.8	91.3	77.6	68.9	55.3	43.8	36.0	30.6	28.6	28.2
45°	1206.1	670.6	80.7	71.5	61.8	47.0	36.2	29.5	24.7	23.2	23.0
47.5°	1326.2	704.2	73.1	65.7	55.3	39.7	30.1	23.8	20.2	18.6	18.4
50°	1481.0	757.5	66.8	59.8	49.2	33.6	24.9	18.9	15.6	14.5	14.5
52.5°	1649.5	821.0	61.1	54.4	43.1	28.0	20.2	14.5	12.4	11.1	11.1
55°	1788.7	876.5	55.1	50.3	35.8	23.2	15.4	11.1	9.1	8.5	8.5
57.5°	1927.6	935.7	48.1	43.1	28.6	18.9	11.7	8.2	6.7	6.3	6.3
60°	2107.8	1008.1	41.4	35.1	22.5	14.3	8.7	5.9	5.0	4.8	4.8
62.5°	2306.0	1050.6	35.3	28.2	17.6	10.6	6.3	3.9	3.7	3.7	3.5
65°	2427.1	990.6	29.7	22.5	13.7	8.0	4.1	2.8	3.3	3.0	2.6
67.5°	2272.6	775.5	24.3	17.6	10.6	6.1	2.6	2.0	3.5	2.8	2.2
70°	1881.7	542.9	18.9	12.4	8.5	5.2	1.7	1.3	3.7	2.8	1.7
72.5°	1408.2	363.4	15.0	8.2	6.3	4.6	1.5	0.7	3.3	2.4	1.5
75°	769.4	146.3	11.9	5.2	3.9	3.3	1.1	0.4	2.2	1.7	1.1
77.5°	202.5	38.6	8.7	3.5	2.2	1.3	0.7	0.2	1.1	0.9	0.4
80°	51.6	15.0	5.6	2.4	1.5	0.7	0.0	0.0	0.2	0.0	0.0
82.5°	27.5	6.3	3.5	1.7	0.9	0.0	0.0	0.0	0.0	0.0	0.0
85°	20.8	4.1	2.0	1.1	0.2	0.0	0.0	0.0	0.0	0.0	0.0
87.5°	8.0	1.3	0.7	0.0	0.0	0.0	0.0	0.0	0.0	0.0	0.0
90°	0.0	0.0	0.0	0.0	0.0	0.0	0.0	0.0	0.0	0.0	0.0

Signify Classified - Internal
Cooper Lighting Solutions Photometric Lab
1121 Highway 74 South
Peachtree City, GA 30269

Scaled Data Report



Report Generated By 670245982

Signify Classified - Internal
Cooper Lighting Solutions Photometric Lab
1121 Highway 74 South
Peachtree City, GA 30269

Scaled Data Report



Signify Classified - Internal
Cooper Lighting Solutions Photometric Lab
1121 Highway 74 South
Peachtree City, GA 30269

Scaled Data Report



Signify Classified - Internal
Cooper Lighting Solutions Photometric Lab
1121 Highway 74 South
Peachtree City, GA 30269

Scaled Data Report





--- HS — SS

Signify Classified - Internal
Cooper Lighting Solutions Photometric Lab
1121 Highway 74 South
Peachtree City, GA 30269

Scaled Data Report



u

Signify Classified - Internal
Cooper Lighting Solutions Photometric Lab
1121 Highway 74 South
Peachtree City, GA 30269

Scaled Data Report



Signify Classified - Internal
Cooper Lighting Solutions Photometric Lab
1121 Highway 74 South
Peachtree City, GA 30269

Scaled Data Report



(END OF REPORT)